

NATIONAL STATISTICS OFFICE OF GEORGIA

CULTURE STATISTICS

2025



12.06.2026
www.geostat.ge

2



NATIONAL STATISTICS OFFICE OF GEORGIA

12.06.2026

CULTURE STATISTICS 2025

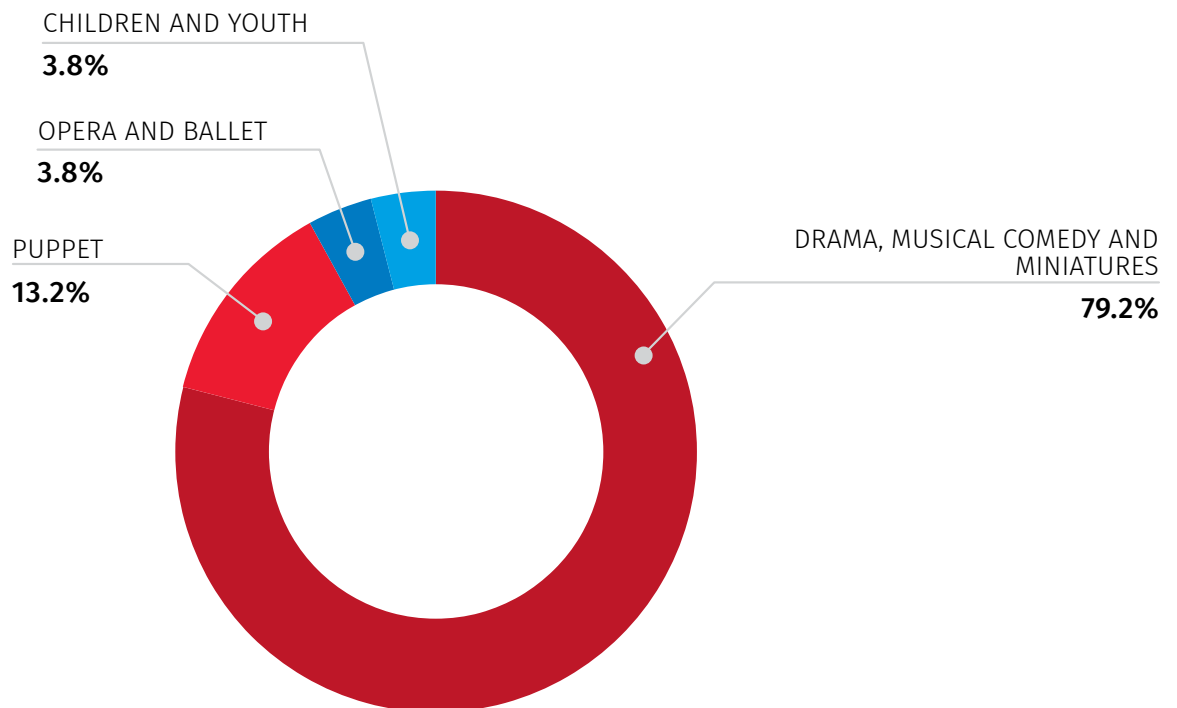
STATISTICAL SURVEY OF THEATRES

In 2025, 53 professional theatres operated in Georgia, of which 42 were Drama, Musical Comedy and Miniatures, 7 – Puppet, 2 - Opera and Ballet and 2 - Children's and Youth theatres. The majority of theaters (54.7 percent) are operated in Tbilisi, 13.2 percent in Imereti and 32.1 percent in other regions.

The chart below presents the distribution of professional theatres by theatre type, in 2025.

CHART №1

DISTRIBUTION OF THEATRES BY THEATRE TYPE IN 2025



NATIONAL STATISTICS OFFICE OF GEORGIA

12.06.2026

In 2025, the number of events held in the country amounted to 4.4 thousand, of which the number of offsite events amounted to 130. The number of events held abroad amounted to 153.

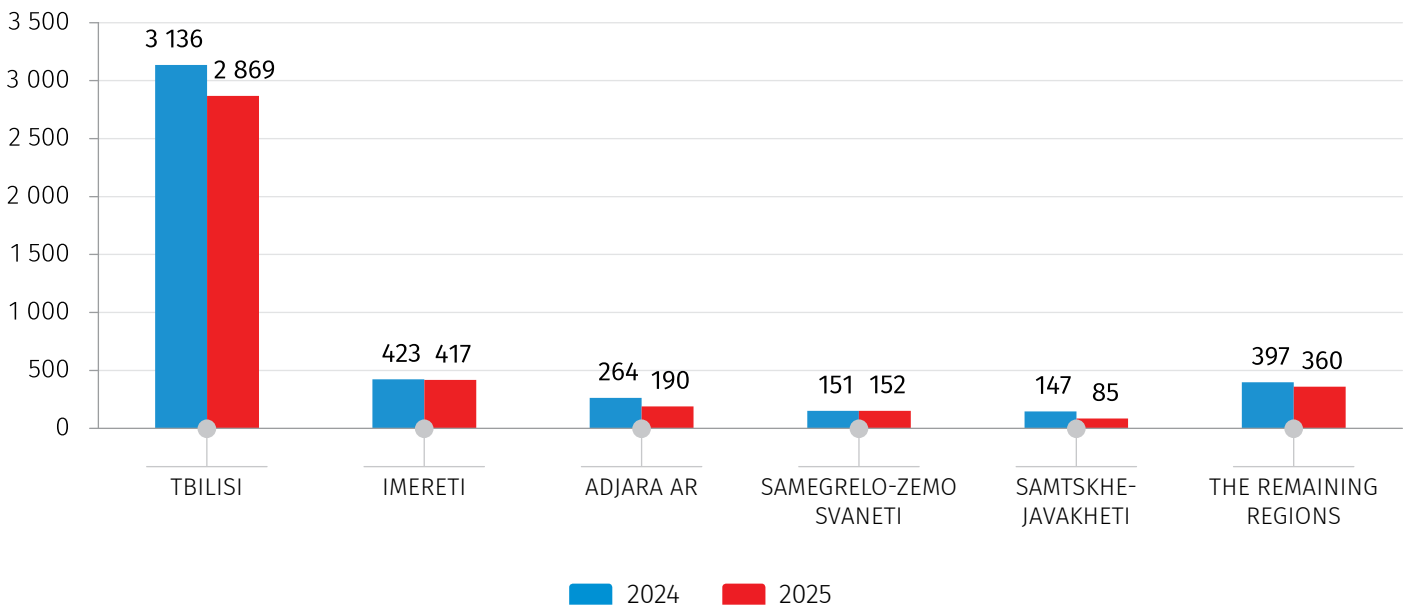
The number of performances in 2025 decreased by 9.8 percent compared to the previous year and amounted to 4 073. More than half (70.4 percent) of the performances were held in Tbilisi.

The chart below presents the number of performances by regions in 2024-2025.

CHART №2

NUMBER OF PERFORMANCES BY REGIONS IN 2024-2025

(UNIT)



NATIONAL STATISTICS OFFICE OF GEORGIA

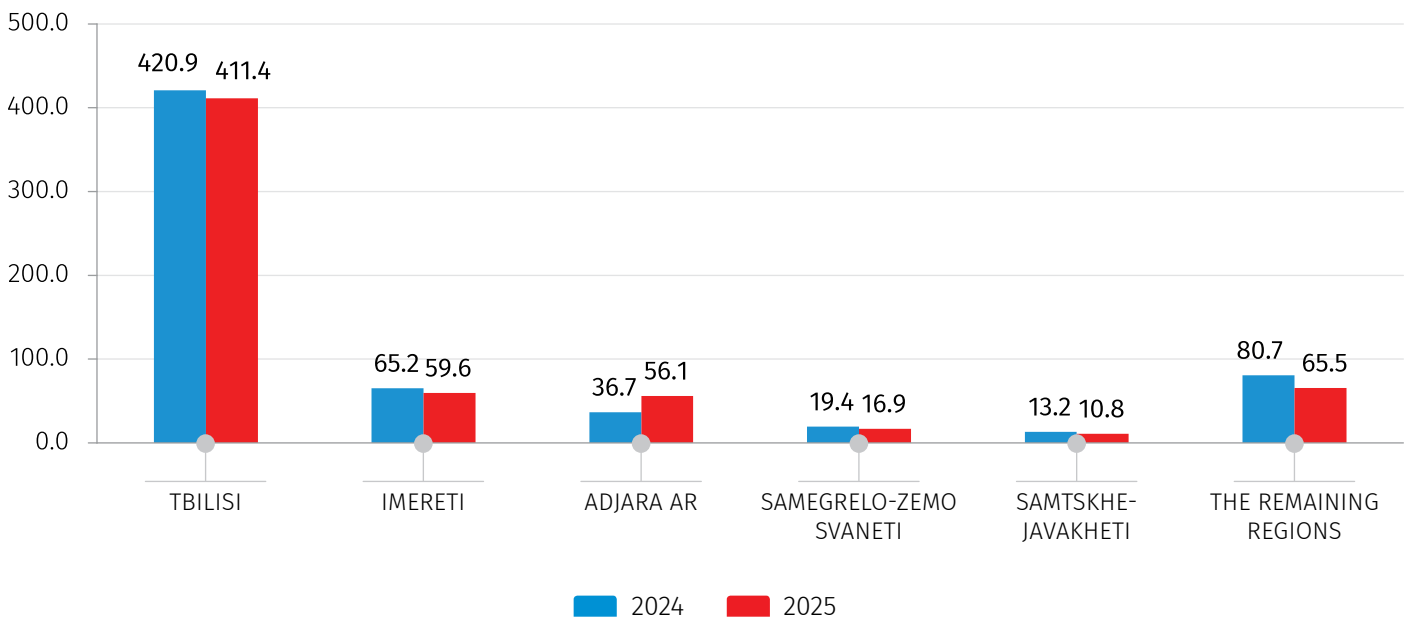
12.06.2026

In 2025, the total number of attendants decreased by 2.5 percent compared to the previous year and amounted to 620.3 thousand. Tbilisi had the highest spectator attendance rate at 66.3%, followed by Imereti in second place with 9.6%.

The chart below presents the number of attendants by regions in 2024-2025.

CHART №3

NUMBER OF ATTENDANTS BY REGIONS IN 2024-2025
(THOUSAND PERSONS)



NATIONAL STATISTICS OFFICE OF GEORGIA

12.06.2026

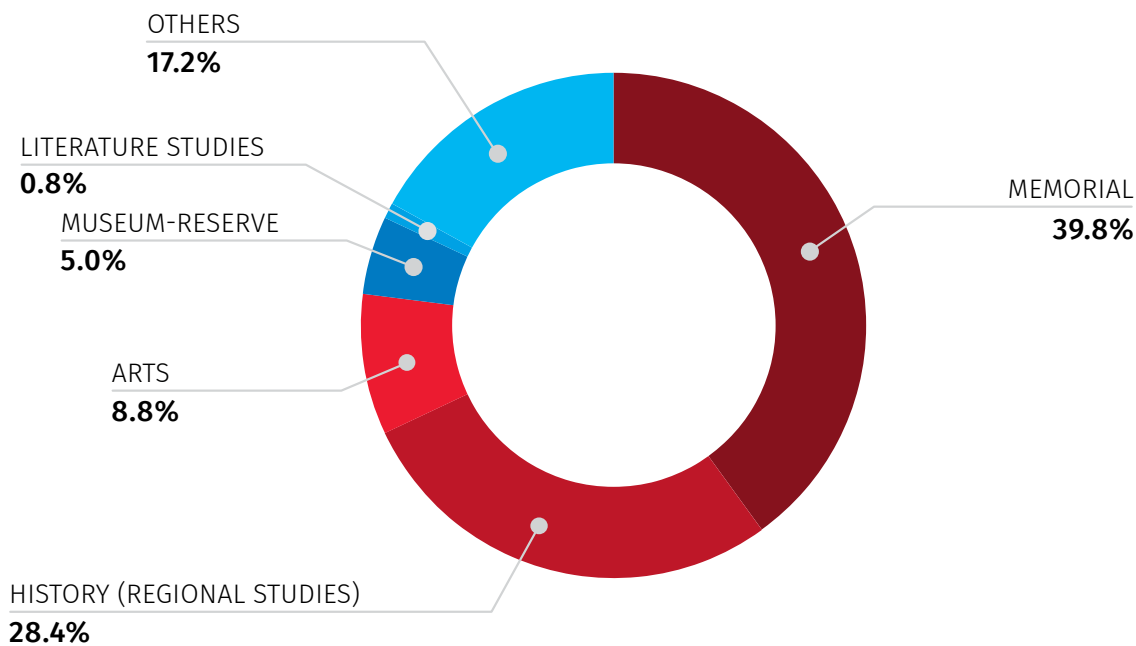
STATISTICAL SURVEY OF MUSEUMS

In 2025, 261 museums and museum reserves were operated in Georgia, of which 104 were memorial, 74 - history (regional studies), 23 - arts, 13 - museum-reserve, 2 – literature studies, and 45 – other types of museums.

The chart below presents the distribution of museums and museum reserves by type in 2025.

CHART №4

DISTRIBUTION OF MUSEUMS AND MUSEUM RESERVES BY TYPE IN 2025



NATIONAL STATISTICS OFFICE OF GEORGIA

12.06.2026

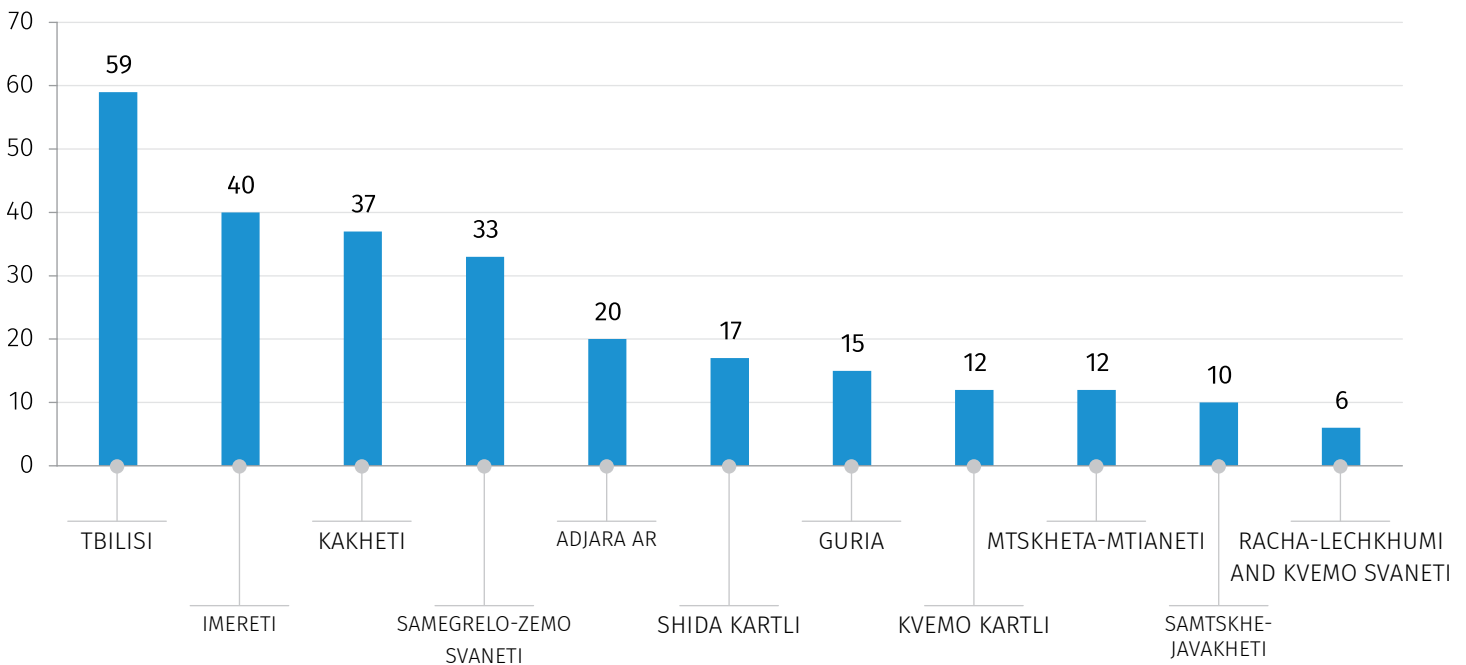
In 2025, most museums were operated in Tbilisi (22.6%), followed by Imereti (15.3%) and Kakheti (14.2%).

The chart below presents the distribution of museums and museum-reserves by regions in 2025.

CHART №5

NUMBER OF MUSEUMS AND MUSEUM-RESERVES BY REGIONS IN 2025

(UNIT)



NATIONAL STATISTICS OFFICE OF GEORGIA

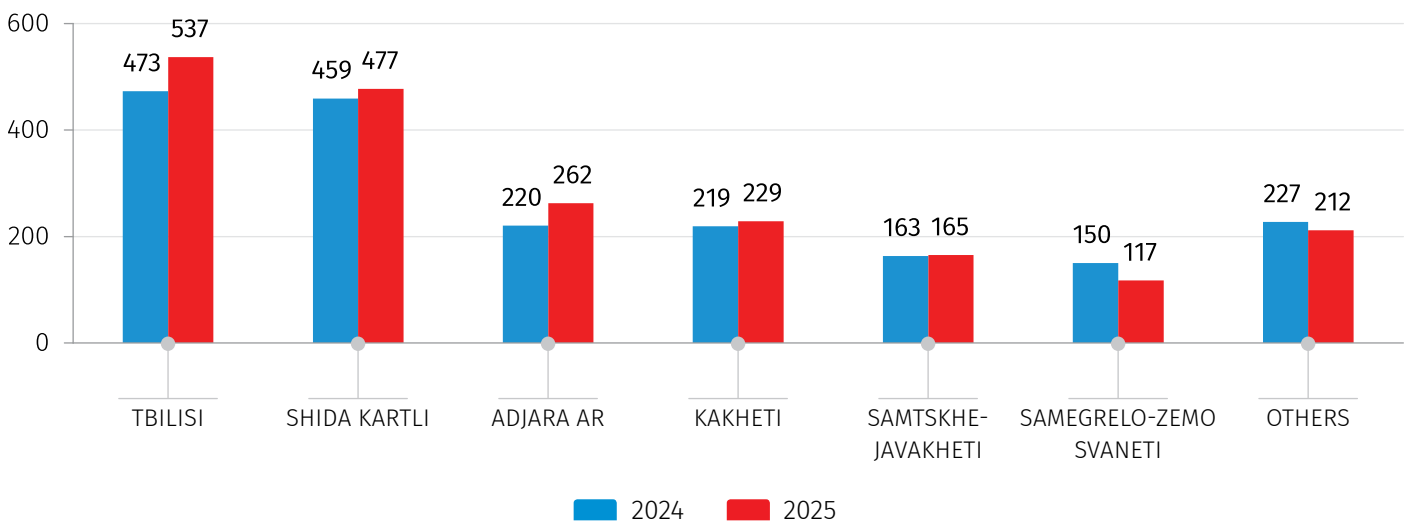
12.06.2026

In 2025, the number of visitors in museums increased by 4.5 percent compared to the previous year and amounted to 2.0 million. Average number of visitors per museum equaled 7.7 thousand persons.

The chart below presents the number of visitors by regions in 2024-2025.

CHART №6

NUMBER OF VISITORS BY REGIONS IN 2024-2025
(THOUSAND PERSONS)



In 2025, the number of excursions in museums decreased by 0.9 percent and amounted to 44.6 thousand, the number of exhibitions increased by 7.1 percent and amounted to 1 006.

CONTACT PERSONS:

Vasil Tsakadze, Tel.: (+995 32) 236 72 10 (600). E-mail: vtsakadze@geostat.ge

Mariam Kavelashvili, Tel.: (+995 32) 236 72 10 (020). E-mail: mkavelashvili@geostat.ge